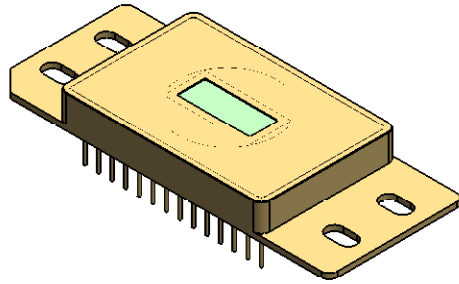


**NOTES:**

1. SEE SHEET 2 FOR MECHANICAL OUTLINE AND DIMENSIONS.

REVISIONS			
REV	DESCRIPTION	DRN	DATE
A	ADDED DETAILS TO PART # IN DWG TITLE	PDM	10-01-07
B	PIN LENGTH WAS: .230, PIN DIAMETER TOLERANCE TIGHTENED	PDM	07-17-08
C	RESTORED ESD HANDLING NOTE	PDM	07-21-08



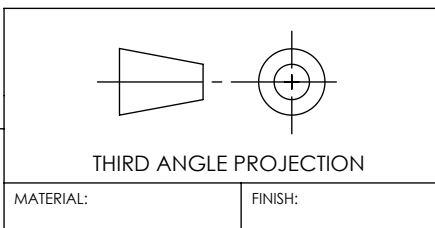
**PIN FUNCTIONS**

PIN NO.	FUNCTION	PIN NO.	FUNCTION
1	DETECTOR BIAS	15	NC
2	THERMISTOR A	16	NC
3	TEC (+)	17	Vdd
4	NC	18	Vss
5	SERIAL CLK	19	INT CLK
6	CFG LOAD CLK	20	NC
7	FRAME START	21	NC
8	RST N BIAS	22	DAC LD CLK
9	DAC Vh	23	PIXEL CLK
10	MUX OUT	24	SERIAL DATA
11	DAC VI	25	NC
12	GLOBAL SKIM	26	TEC (-)
13	DET BIAS	27	THERMISTOR B
14	NC	28	CASE

**ESD HANDLING REQUIRED**



CSI CONFIDENTIAL AND PROPRIETARY INFORMATION



UNLESS OTHERWISE SPECIFIED:

DIMENSIONS ARE IN INCHES

+/- TOLERANCES

XX = .01

XXX = .005

XXXX = .0005

XXXXX = .00005

**DO NOT SCALE DRAWING**

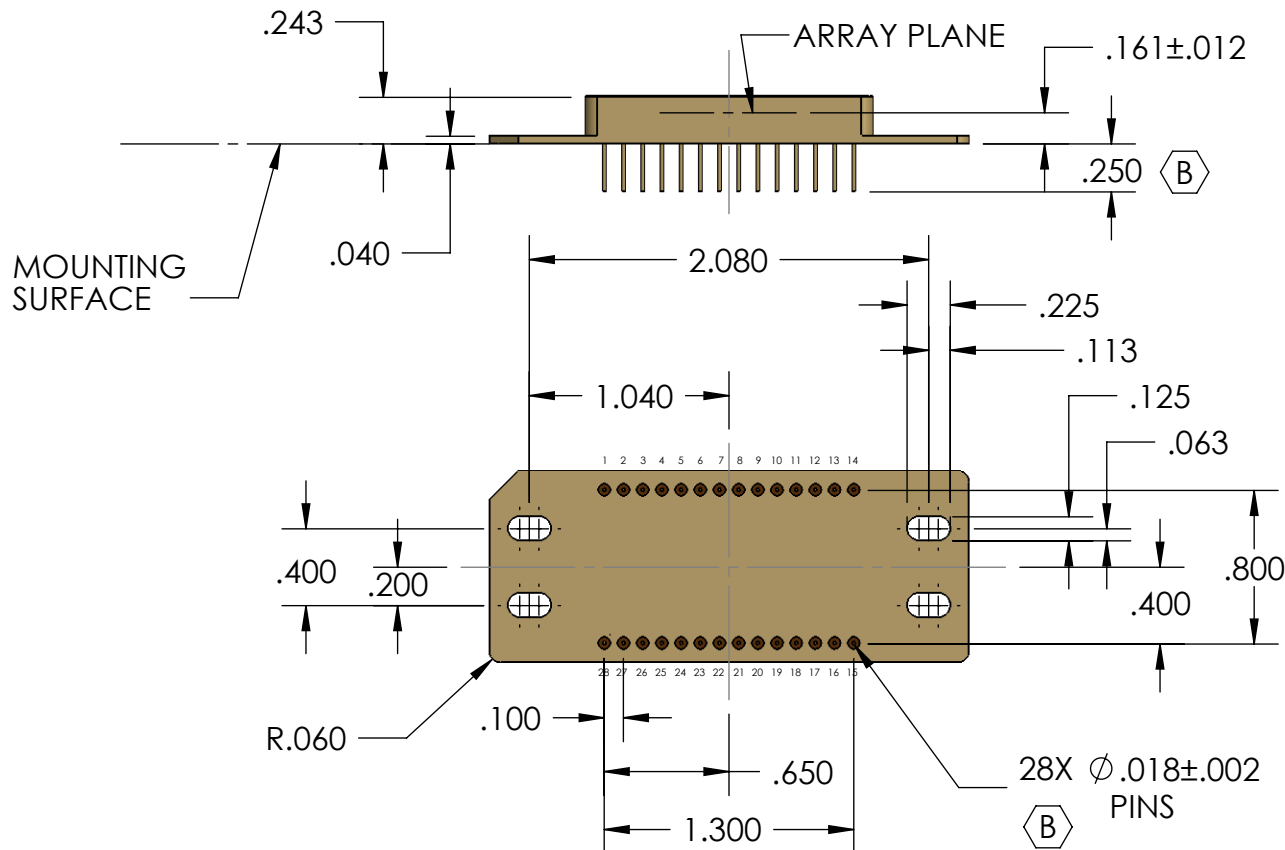
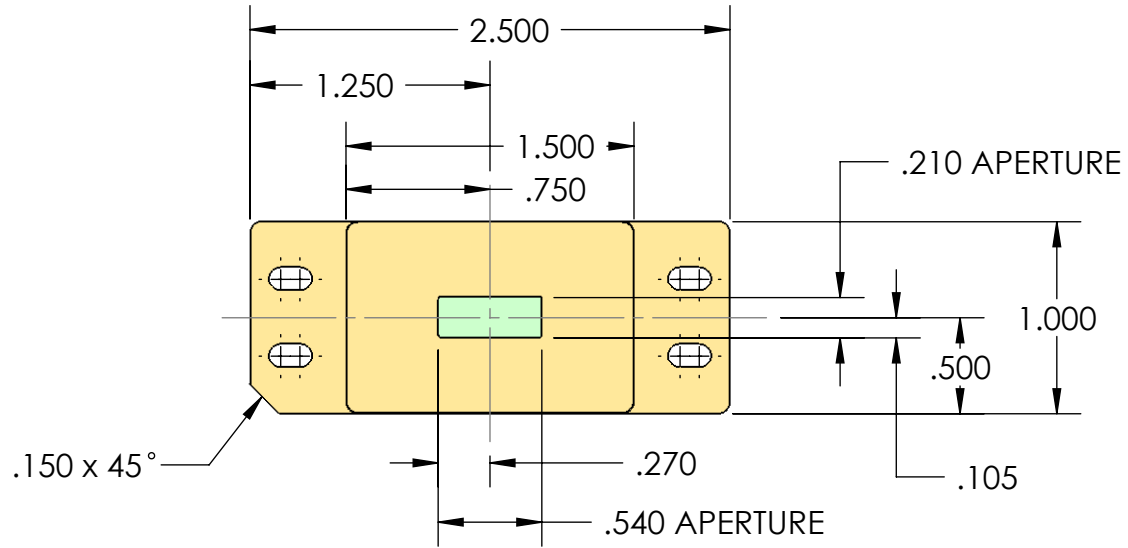
APPROVALS	NAME	INIT.	DATE
DRAWN	ROYAL	JLR	04-11-06
CHECKED	W.WHITEHORN		
ENG APPR.	J.ELLIOTT		
MFG APPR.	R.ASKER		
Q.A.	L.SNYDER		

**CAL SENSORS, INC.**

TITLE: <b>OUTLINE &amp; MOUNTING</b>		
⊕ AT1-(.45mm x .04mm) 28T-256 M1		
SIZE <b>A</b>	DWG. NO. <b>63065</b>	REV <b>C</b>
SCALE: 1:1	UNCLASSIFIED	SHEET 1 OF 2

SEE SHEET 1 FOR NOTES

SEE SHEET 1 FOR REVISIONS



SIZE <b>A</b>	DWG. NO. 63065	REV C
SCALE: 1:1	UNCLASSIFIED	SHEET 2 OF 2